



District Report Card: 2017


State: Rajasthan	District: Udaipur
Class: 5	Subject: Language
Schools: 59	Students: 851


Participation/Coverage


Students

<div>GENDER</div> <div></div>	Boys				Girls			
	Number		%		Number		%	
	470		55.23		381		44.77	

<div>AREA</div> <div></div>	Rural				Urban			
	Number		%		Number		%	
	851		100.00		0		0.00	

<div>CATEGORY</div> <div></div>	SC		ST		OBC		GEN	
	Number	%	Number	%	Number	%	Number	%
	22	2.59	682	80.14	107	12.57	40	4.70

<div>CWSN</div> <div></div>	LD	VI	HI	S&LD	ID	Oth
	3	9	9	0	0	0

<div>Management</div> <div></div>	Government			Government-aided		
	Number		%	Number		%
	851		100.00	0		0.00

Average Performance of Students in Language (%)

Overall	Gender		Area		Management		Social Group			
	Male	Female	Rural	Urban	Govt.	Aided	SC	ST	OBC	GEN
66.31	65.62	67.17	66.31	0.00	66.31	0.00	64.55	66.63	64.55	66.67

Performance on Learning Outcomes (LOs)

Learning Outcomes	Description	Average Performance(%)
L504	Reads and comprehends independently storybooks, news items/ headlines, advertisements etc.	63.06
L508	Reads text with comprehension, locates details and sequence of events	67.94

Range of Performance of Students who Answered Correctly							
Below 30%		30% - 50%		50% - 75%		Above 75%	
Number	%	Number	%	Number	%	Number	%
58	6.82	119	13.98	351	41.25	323	37.96

Lowest Performing Learning Outcomes (LOs)

- 1 - Reads and comprehends independently storybooks, news items/ headlines, advertisements etc. (63.06)
- 2 - Reads text with comprehension, locates details and sequence of events (67.94)